NOTE: WHERE NOT SPECIFICALLY
1. WHERE NOT SPECIFICALLY DETAILED OR NOTED ELSEWHERE AND OTHERWISE, THE STRUCTURE SHALL BE FRAMED AS SHOWN HERE.
2. 16d NAILS SHALL BE SINKER, SHORT OR COMMON. 8d NAILS SHALL BE COMMON
3. SPLIT TRIMMERS MAY NOT BE USED.

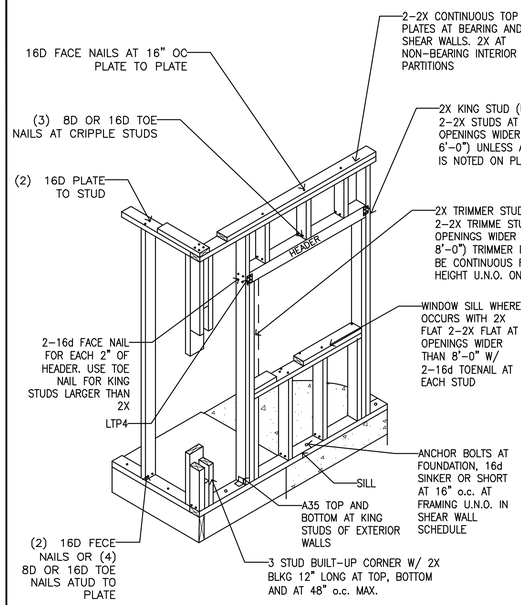

TYPICAL WALL FRAMING 14

N.T.S.

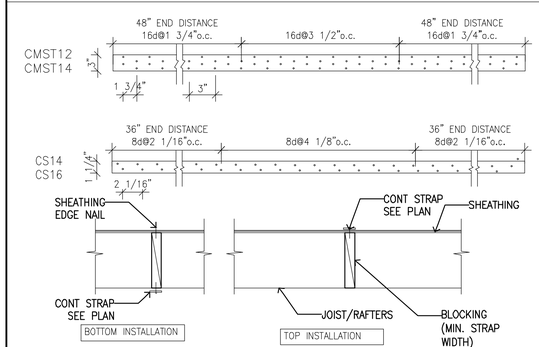

DRAG TIE STRAP 15

N.T.S.

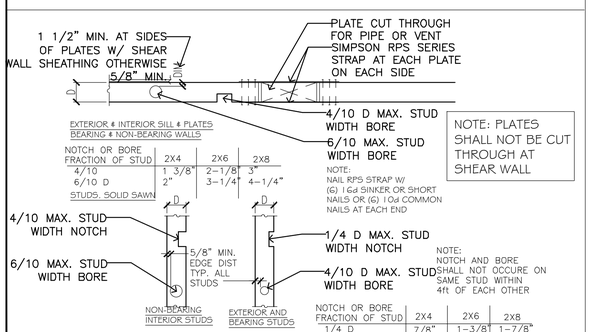

NOTCH OR BORE FRACTION OF STUD	2X4	2X6	2X8
4/10	1 3/8"	2-1/8"	3"
6/10 D	2"	3-1/4"	4-1/4"

STUDS, SOLID SAWN

NOTCH OR BORE FRACTION OF STUD	2X4	2X6	2X8
1/4 D	7/8"	1-3/8"	1-7/8"
4/10	1-3/8"	2-1/8"	3"
6/10 D	2"	3-1/4"	4-1/4"

STUD CUTS 16

N.T.S.

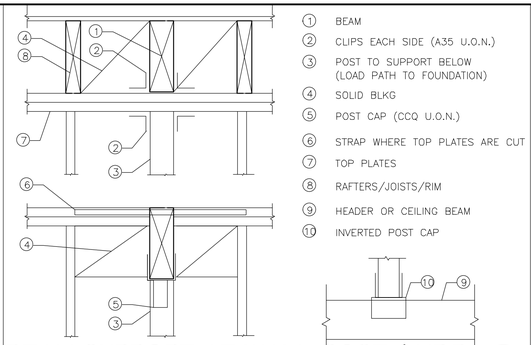

BEAM SUPPORT AT WALL POST / HDR 9

N.T.S.

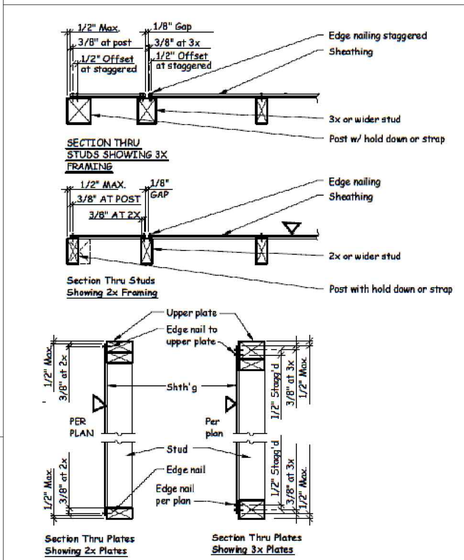

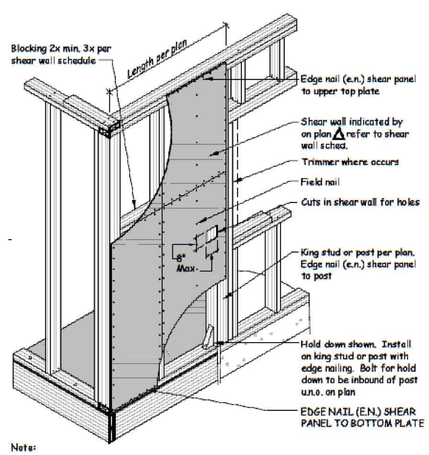

Note:
1. Occasional conditions will cause wood splitting. should this occur notify structural engineer.
2. To prevent splitting of wood, shear schedule may require other than 2x framing.
3. Provide blocking at all plywood edges.
4. Stagger nails that are spaced 3" oc or closer.
5. Sill must be one piece if wall is 4'-0" or shorter in length min. size of sheet shall be 2ft. x 2ft.
6. Nails shall be driven tight but shall not fracture surface of sheathing.
7. Tolerance of nailing shall be ±1" with the average nail spacing over any 4 foot length being at least that noted on the plan.
8. Sheathing shall be applied directly to framing. it shall not be interspaced by furring or gypsum board.

TYPICAL SHEAR WALL 12

N.T.S.

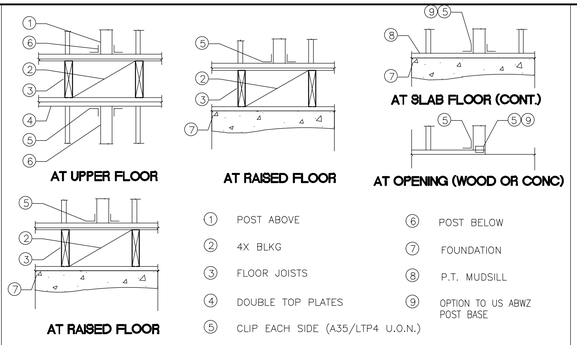

WALL POST SUPPORT AT BASE 5

N.T.S.

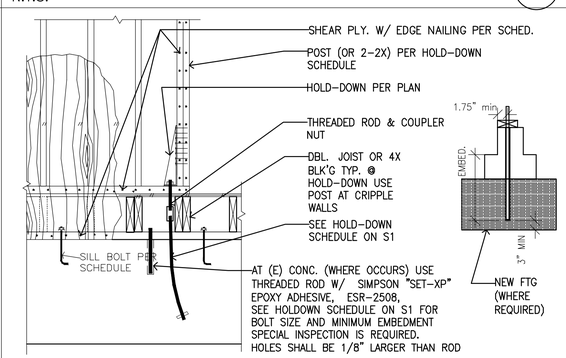

HOLDOWN AT FOUNDATION 6

N.T.S.

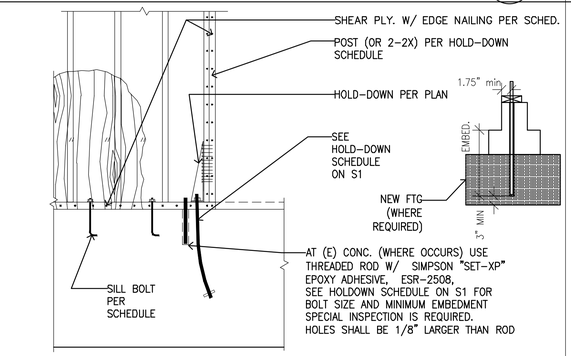

HOLDOWN AT FOUNDATION 7

N.T.S.

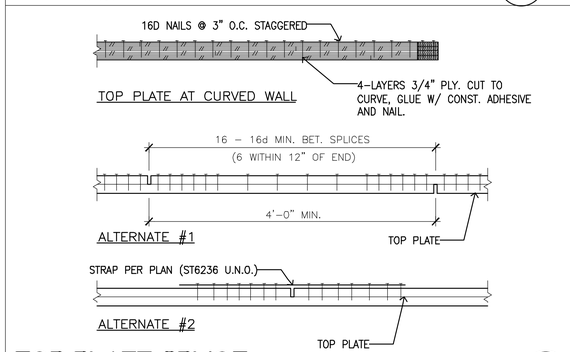

TOP PLATE SPLICE 8

N.T.S.

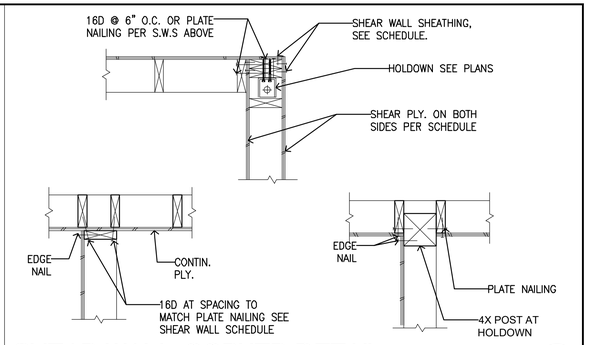

SHEAR WALL CORNER DETAIL 1

N.T.S.

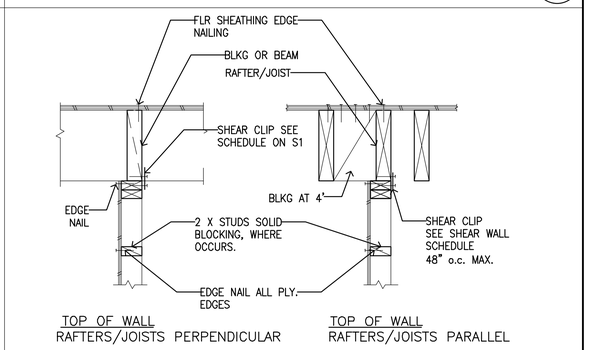

INTERIOR SHEAR WALLS AT FLOOR/ROOF 2

N.T.S.

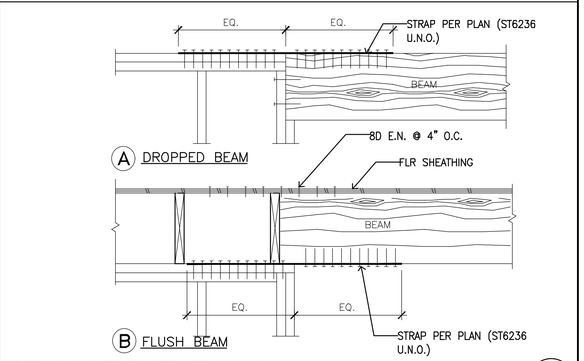

BEAM AT SHEAR WALL 3

N.T.S.

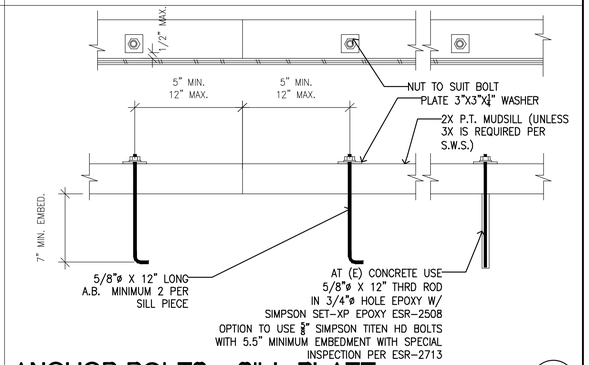

ANCHOR BOLTS @ SILL PLATE 4

N.T.S.

GPM ENGINEERS
3340 WALNUT AVE., SUITE 292
FREMONT, CA 94538-2215
TEL. (650) 331-7264 FAX (650) 472.9004
MGENIDY@GPMENGINEERS.COM
CIVIL STRUCTURAL PLANING DEVELOPMENT

1. This sheet is part of a set and is not to be used alone.
2. This sheet is not to be used for construction unless the architect's and/or engineer's stamp and signature appear on drawings and the status box indicates drawings have been released for construction.
3. These plans and prints thereof, as instruments of service, are owned by engineer or record and are for use on this project only. Reproduction and/or distribution without the prior written consent of engineer of record is forbidden.
4. Copyright M.S. Genidy dba GPM Engineers, 2020

DRAWING HISTORY		DATE
REVISION HISTORY	1 PLAN CHECK REVIEW	8-24-2020
	2	
	3	
	4	
	5	
	6	

PROJECT

RESIDENCE

AT

3766 Eastwood Cr.
Santa Clara, CA 95054

REGISTERED PROFESSIONAL ENGINEER MOHAMED S. GENIDY C61578 EXP. 6/30/21 CIVIL STATE OF CALIFORNIA

8-24-2020

STRUCTURAL DETAILS

Drawn by: EH

Checked by: MG

Project Number 20-205

Drawing Number SD1

SHEET 4 OF 8